



District Report Card: 2017


State: Mizoram	District: Kolasib
Class: 8	Subject: Science
Schools: 44	Students: 656


Participation/Coverage


Students

<div>GENDER</div> <div></div>	Boys				Girls			
	Number		%		Number		%	
	328		50.00		328		50.00	

<div>AREA</div> <div></div>	Rural				Urban			
	Number		%		Number		%	
	396		60.37		260		39.63	

<div>CATEGORY</div> <div></div>	SC		ST		OBC		GEN	
	Number	%	Number	%	Number	%	Number	%
	7	1.07	640	97.56	2	0.30	7	1.07

<div>CWSN</div> <div></div>	LD	VI	HI	S&LD	ID	Oth
	1	8	0	1	4	1

<div>Management</div> <div></div>	Government			Government-aided		
	Number		%	Number		%
	582		88.72	74		11.28

Average Performance of Students in Science (%)

Overall	Gender		Area		Management		Social Group			
	Male	Female	Rural	Urban	Govt.	Aided	SC	ST	OBC	GEN
36.37	35.85	36.89	37.44	34.74	36.52	35.23	38.10	36.43	26.67	32.38

Performance on Learning Outcomes (LOs)

Learning Outcomes	Description	Average Performance(%)
SCI703	Classifies materials and organisms based on properties/characteristics	39.72
SCI704	Conducts simple investigation to seek answers to queries	33.33
SCI705	Relates processes and phenomenon with causes	28.24
SCI708	Measures and calculates e.g., temperature; pulse rate; speed of moving objects; time period of a simple pendulum, etc.	38.11
SCI710	Plots and interprets graphs	24.77
SCI711	Constructs models using materials from surroundings and explains their working	29.91
SCI801	Differentiates materials, organism and processes	52.96
SCI804	Relates processes and phenomenon with causes	51.66
SCI805	Explains processes and phenomenon	31.80
SCI807	Measures angles of incidence and reflection, etc.	39.94
SCI811	Applies learning of scientific concepts in day-to-day life	29.12
SCI813	Makes efforts to protect environment	35.67

Range of Performance of Students who Answered Correctly							
Below 30%		30% - 50%		50% - 75%		Above 75%	
Number	%	Number	%	Number	%	Number	%
263	40.09	265	40.40	112	17.07	16	2.44

Lowest Performing Learning Outcomes (LOs)

- 1 - Plots and interprets graphs (24.77)
- 2 - Relates processes and phenomenon with causes (28.24)
- 3 - Applies learning of scientific concepts in day-to-day life (29.12)
- 4 - Constructs models using materials from surroundings and explains their working (29.91)
- 5 - Explains processes and phenomenon (31.80)